


## Introductory sub-table (I)(a)

Name of the Company: Maan Aluminium Limited			
Scrip Code, Name of the Scrip, class of security: 532906, Equity Shares			
Quarter ended: 30th September 2014			
Partly paid-up shares:-	No. of partly paid-up shares	As a % of total no. of partly paid-up shares	As a % of total no. of shares of the company
Held by promoter/promoter group	0	0	0
Held by public	0	0	0
<b>Total - D</b>	<b>NIL</b>	<b>NIL</b>	<b>NIL</b>
Outstanding convertible securities:-	No. of outstanding securities	As a % of total no. of outstanding convertible securities	As a % of total no. of shares of the company, assuming full conversion of the convertible securities
Held by promoter/promoter group	0	0	0
Held by public	0	0	0
<b>Total - E</b>	<b>NIL</b>	<b>NIL</b>	<b>NIL</b>
Warrants:-	No. of warrants	As a % of total no. of warrants	As a % of total no. of shares of the company, assuming full conversion of warrants
Held by promoter/promoter group	0	0	0
Held by public	0	0	0
<b>Total - F</b>	<b>NIL</b>	<b>NIL</b>	<b>NIL</b>
<b>Total paid-up capital of the company, assuming full conversion of warrants and convertible securities</b>	<b>3380304</b>		<b>100%</b>






<b>2</b>	<b>Foreign</b>							
<b>a</b>	<b>Individuals (Non-Residents Individuals/ Foreign Individuals)</b>	0	0	0	0.00	0.00	0	0.00
<b>b</b>	<b>Bodies Corporate</b>	0	0	0	0.00	0.00	0	0.00
<b>c</b>	<b>Institutions</b>	0	0	0	0.00	0.00	0	0.00
<b>d</b>	<b>Any Others(Specify)</b>	0	0	0	0.00	0.00	0	0.00
<b>d-i</b>		0	0	0	0.00	0.00	0	0.00
<b>d-ii</b>		0	0	0	0.00	0.00	0	0.00
	<b>Sub Total(A)(2)</b>	<b>0</b>	<b>0</b>	<b>0</b>	<b>0.00</b>	<b>0.00</b>	<b>0</b>	<b>0.00</b>
	<b>Total Shareholding of Promoter and Promoter Group (A)= (A)(1)+(A)(2)</b>	<b>7</b>	<b>2207850</b>	<b>2207850</b>	<b>65.32</b>	<b>65.32</b>	<b>0</b>	<b>0.00</b>
<b>(B)</b>	<b>Public shareholding</b>							
<b>1</b>	<b>Institutions</b>							
<b>(a)</b>	<b>Mutual Funds/ UTI</b>	4	536	12	0.02	0.02		
<b>(b)</b>	<b>Financial Institutions / Banks</b>	10	186422	186085	5.51	5.51		
<b>(c)</b>	<b>Central Government/ State Government(s)</b>	0	0	0	0.00	0.00		
<b>(d)</b>	<b>Venture Capital Funds</b>	0	0	0	0.00	0.00		
<b>(e)</b>	<b>Insurance Companies</b>	0	0	0	0.00	0.00		
<b>(f)</b>	<b>Foreign Institutional Investors</b>	0	0	0	0.00	0.00		
<b>(g)</b>	<b>Foreign Venture Capital Investors</b>	0	0	0	0.00	0.00		
<b>(h)</b>	<b>Any Other (specify)</b>	0	0	0	0.00	0.00		
<b>(h-i)</b>		0	0	0	0.00	0.00		
<b>(h-ii)</b>		0	0	0	0.00	0.00		
	<b>Sub-Total (B)(1)</b>	<b>14</b>	<b>186958</b>	<b>186097</b>	<b>5.53</b>	<b>5.53</b>		



<b>B 2</b>	<b>Non-institutions</b>							
(a)	Bodies Corporate	140	166882	165951	4.75	4.75		
(b)	Individuals							
I	Individuals -i. Individual shareholders holding nominal share capital up to Rs 1 lakh	11085	607316	509501	19.21	19.21		
II	ii. Individual shareholders holding nominal share capital in excess of Rs. 1 lakh.	6	178905	178905	3.94	3.94		
(c)	Any Other (specify)	0	0	0	0.00	0.00		
1	Clearing Members	41	15944	15944	0.55	0.55		
2	Non Resident Indians (REPAT)	123	14297	5819	0.46	0.46		
3	Non Resident Indians (NON REPAT)	26	2152	2152	0.16	0.16		
4	Foreign Companies	0	0	0	0.00	0.00		
5	Trusts	0	0	0	0.00	0.00		
	<b>Sub-Total (B)(2)</b>	<b>11421</b>	<b>985496</b>	<b>878272</b>	<b>29.15</b>	<b>29.15</b>		
(B)	<b>Total Public Shareholding (B)= (B)(1)+(B)(2)</b>	<b>11435</b>	<b>1172454</b>	<b>1064369</b>	<b>34.68</b>	<b>34.68</b>		
	<b>TOTAL (A)+(B)</b>	<b>11442</b>	<b>3380304</b>	<b>3272219</b>	<b>100.00</b>	<b>100.00</b>		
(C)	Shares held by Custodians and against which Depository Receipts have been issued							
1	Promoter and Promoter Group	0	0	0	0.00	0.00		
2	Public	0	0	0	0.00	0.00		
	<b>Sub-Total (C)</b>	<b>0</b>	<b>0</b>	<b>0</b>	<b>0.00</b>	<b>0.00</b>	<b>0</b>	
	<b>GRAND TOTAL (A)+(B)+(C)</b>	<b>11442</b>	<b>3380304</b>	<b>3272219</b>	<b>100.00</b>	<b>100.00</b>	<b>0</b>	



(I)(b) Statement showing holding of securities (including shares, warrants, convertible securities) of persons belonging to the category "Promoter and Promoter Group"


Sr. No.	Name of the shareholder	Details of Shares held		Encumbered shares (*)			Details of warrants		Details of convertible securities		Total shares (including underlying shares assuming full conversion of warrants and convertible securities) as a % of diluted share capital
		Number of shares held	As a % of grand total (A) +(B) +( C )	No.	As a percentage	As a % of grand total (A)+(B)+(C) of sub-clause (I)(a )	Number of warrants held	As a % total number of warrants of the same class	Number of convertible securities held	As a % total number of convertible securities of the same class	
(i)	(ii)	(iii)	(iv)	(v)	(vi)=(v)/(iii)*100	(vii)	(viii)	(ix)	(x)	(xi)	(xii)
1	RAVINDER NATH JAIN	982196	29.05	0.00	0.00	0.00	0.00	0.00	0.00	0.00	29.05
2	MOHINDER JAIN	913121	27.01	0.00	0.00	0.00	0.00	0.00	0.00	0.00	27.01
3	ALKA JAIN	86729	2.57	0.00	0.00	0.00	0.00	0.00	0.00	0.00	2.57
4	ANITA JAIN	86729	2.57	0.00	0.00	0.00	0.00	0.00	0.00	0.00	2.57
5	ADISH JAIN	104074	3.08	0.00	0.00	0.00	0.00	0.00	0.00	0.00	3.08
6	DIPTI JAIN	35000	1.04	0.00	0.00	0.00	0.00	0.00	0.00	0.00	1.04
7	MANISHA JAIN	1	0.00	0.00	0.00	0.00	0.00	0.00	0.00	0.00	0
<b>TOTAL</b>		<b>2207850</b>	<b>65.32</b>	<b>0.00</b>	<b>0.00</b>	<b>0.00</b>	<b>0.00</b>	<b>0.00</b>	<b>0.00</b>	<b>0.00</b>	<b>65.32</b>

(\*) The term "encumbrance" has the same meaning as assigned to it in regulation 28(3) of the SAST Regulations, 2011



(I)(c)(i) Statement showing holding of securities (including shares, warrants, convertible securities) of persons belonging to the category "Public" and holding more than 1% of the total number of shares

Sr. No.	Name of the shareholder	Number of shares held	Shares as a percentage of total number of shares {i.e., Grand Total (A)+(B)+(C) indicated in Statement at para (I)(a)}	Details of warrants		Details of convertible		Total shares (including underlying shares assuming full conversion of warrants and convertible securities)
				Number of warrants held	As a % total number of warrants of the same class	Number of convertible securities held	% w.r.t total number of convertible securities of the same class	
1	UNITED INDIA INSURANCE COMPANY LTD	112805	3.34	0	0	0	0	3.34
2	GENERAL INSURANCE CORPORATION OF INDIA	47968	1.42	0	0	0	0	1.42
3	ATUL JAIN	45373	1.34	0	0	0	0	1.34
4	MSPL LIMITED	43500	1.29	0	0	0	0	1.29
5	SANTOSH KUMAR HUF	35871	1.06	0	0	0	0	1.06
6	HEERA LAL BHASIN	35748	1.06	0	0	0	0	1.06
7	NSK STOCKS & COMMODITIES PVT LTD	35087	1.04	0	0	0	0	1.04
<b>TOTAL</b>		<b>356352</b>	<b>10.54</b>	<b>0</b>	<b>0</b>	<b>0</b>	<b>0</b>	<b>10.54</b>




**(I)(c)(ii) Statement showing holding of securities (including shares, warrants, convertible securities) of persons (together with PAC) belonging to the category "Public" and holding more than 5% of the total number of shares of the company**

Sr. No.	Name(s) of the shareholder(s) and the Persons Acting in Concert (PAC) with them	Number of shares	Shares as a percentage of total number of shares {i.e., Grand Total (A)+(B)+(C) indicated in Statement at para	Details of warrants		Details of convertible		Total shares (including underlying shares assuming full conversion of warrants and convertible
				Number of warrants	As a % total number of warrants of the same class	Number of convertible securities held	% w.r.t total number of convertible securities of the same class	
<b>TOTAL</b>		<b>NIL</b>	<b>NIL</b>	<b>NIL</b>	<b>NIL</b>	<b>NIL</b>	<b>NIL</b>	<b>NIL</b>



(I)(d) Statement showing details of locked-in shares

Sr. No.	Name of the shareholder	Number of locked-in shares	Locked-in shares as a percentage of total number of shares (i.e., Grand Total (A)+(B)+(C) indicated in Statement at para (I)(a) above)
TOTAL		NIL	NIL





(II)(a) Statement showing details of Depository Receipts (DRs)

Sr. No.	Type of outstanding DR (ADRs, GDRs, SDRs, etc.)	Number of outstanding DRs	Number of shares underlying outstanding DRs	Shares underlying outstanding DRs as a percentage of total number of shares {i.e., Grand Total (A)+(B)+(C) indicated in Statement at para (I)(a) above}
<b>TOTAL</b>		<b>NIL</b>	<b>NIL</b>	<b>NIL</b>



(II)(b)

**Statement showing holding of Depository Receipts (DRs), where underlying shares held by "promoter/promoter group" are in excess of 1% of the total number of shares**

Sr. No.	Name of the DR Holder	Type of outstanding DR (ADRs, GDRs, SDRs, etc.)	Number of shares underlying outstanding DRs	Shares underlying outstanding DRs as a percentage of total number of shares (i.e., Grand Total (A)+(B)+(C) indicated in Statement at para (I)(a) above)
<b>TOTAL</b>	<b>NIL</b>	<b>NIL</b>	<b>NIL</b>	<b>NIL</b>

