

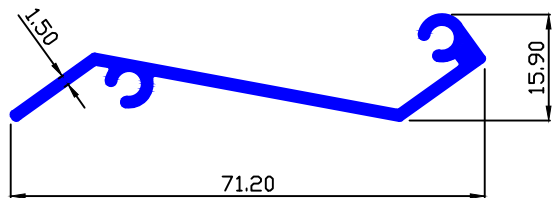


MAAN ALUMINIUM LTD.

LOUVER SECTION

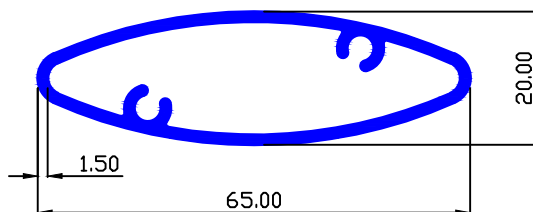
MAAN SEC.-89733

0.430 Kg/Mtr.



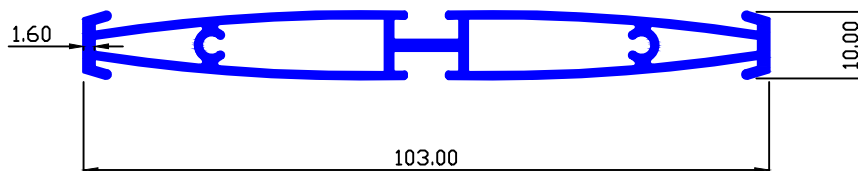
MAAN SEC.-89601

0.647 Kg/Mtr.




MAAN SEC.-90203

0.778 Kg/Mtr.



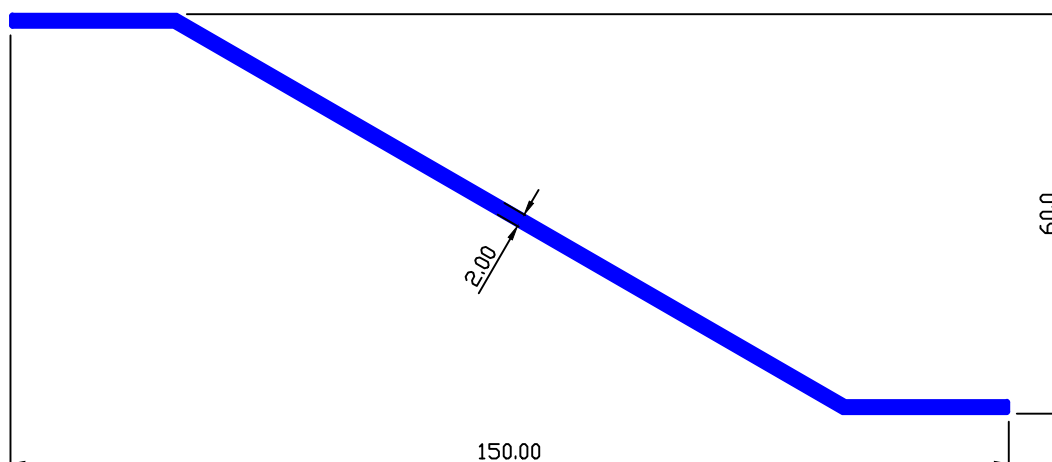
MAAN SEC.-90340

0.381 Kg/Mtr.



MAAN SEC.-89616

0.893 Kg/Mtr.



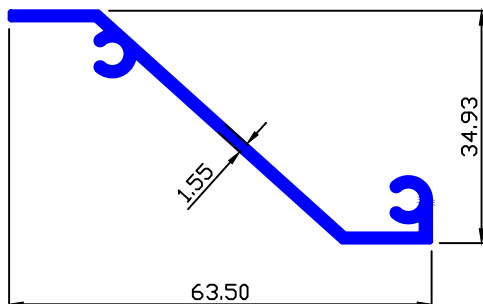


MAAN ALUMINIUM LTD.

LOUVER SECTION

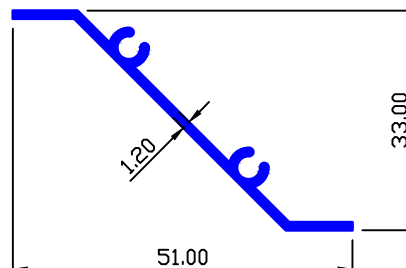
MAAN SEC.-8064

0.434 Kg/Mtr.



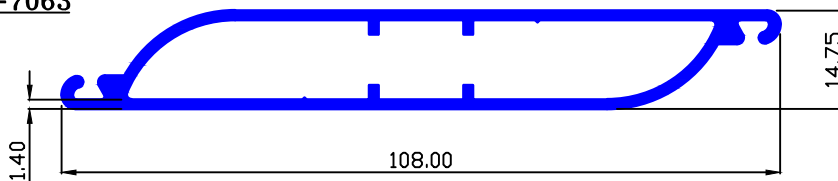
MAAN SEC.-9445

0.263 Kg/Mtr.



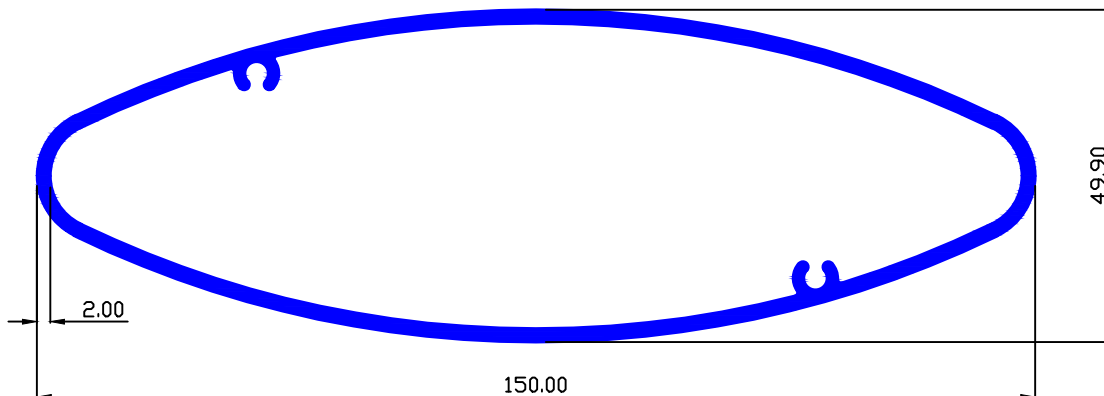
MAAN SEC.-7063

0.916 Kg/Mtr.



MAAN SEC.-89389

1.843 Kg/Mtr.



MAAN SEC.-8107

0.620 Kg/Mtr.

