

LADDER SECTION

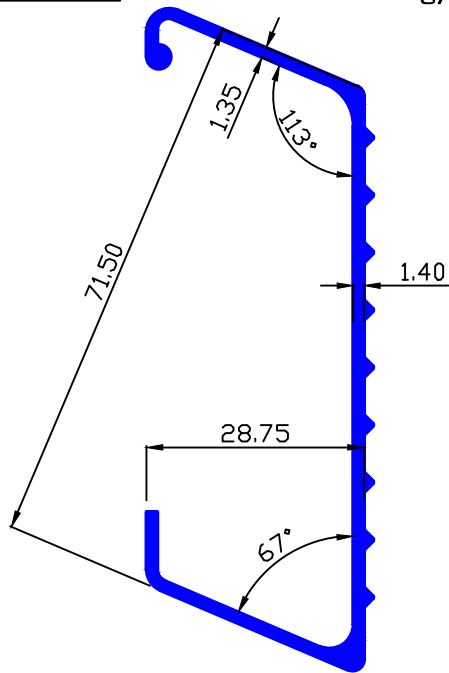
SEC.NO.	Amm	Bmm	Dmm	Tmm	kg/m
6501	67.50	31.40	42.10	3.00	1.095
6503	66.68	31.75	41.28	2.00	0.673
89264	65.40	31.50	43.00	1.75	0.580
89290	65.40	31.50	43.00	3.00	0.965
89299	64.50	31.50	37.70	2.40	0.802
89623	65.40	31.50	43.00	4.00	1.280
89624	75.00	31.50	46.00	3.75	1.358
89679	66.60	31.75	41.00	2.86	0.954
89680	66.60	31.75	41.00	2.39	0.806
89681	66.60	31.75	41.00	1.13	0.393
90083	66.60	31.70	44.00	2.50	0.824



FOOT STEP LADDER

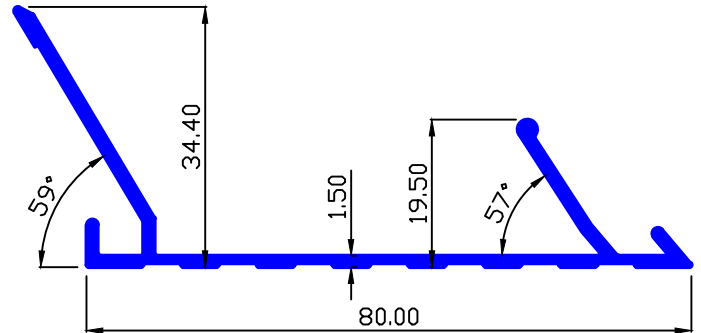
MAAN SEC.-9378

0.630 Kg/Mtr.



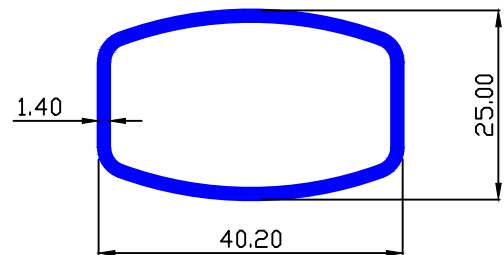
MAAN SEC.-89866

0.561 Kg/Mtr.



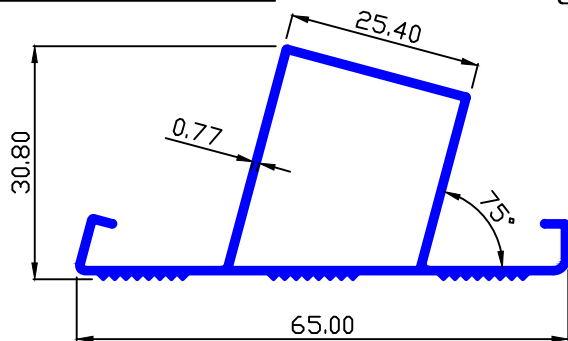
MAAN SEC.-89667

0.471 Kg/Mtr.



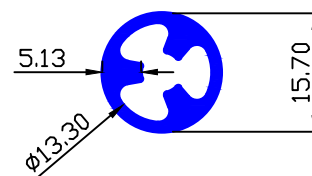
MAAN SEC.-89239

0.374 Kg/Mtr.



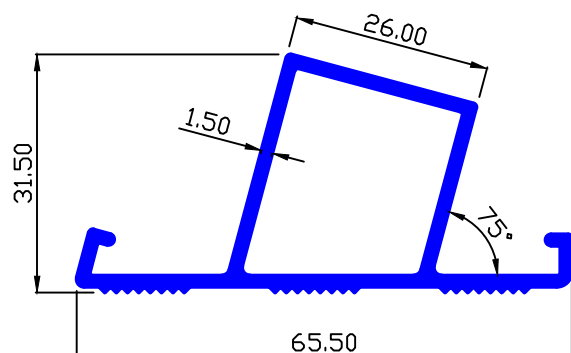
MAAN SEC.-89762

0.254 Kg/Mtr.



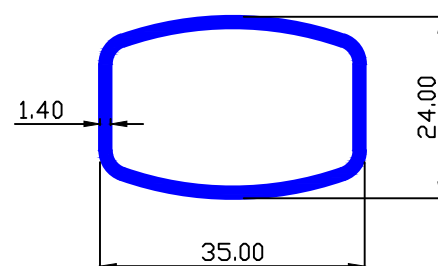
MAAN SEC.-89298

0.674 Kg/Mtr.



MAAN SEC.-89763

0.425 Kg/Mtr.

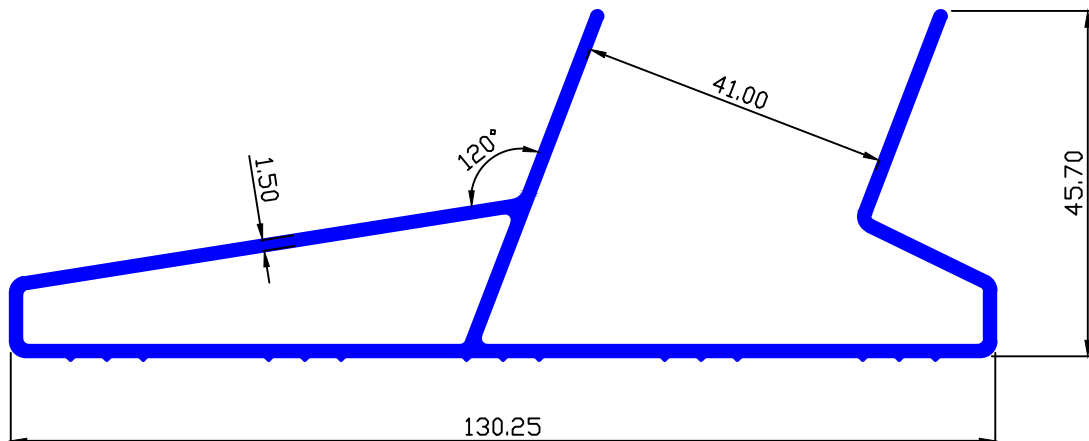




FOOT STEP LADDER

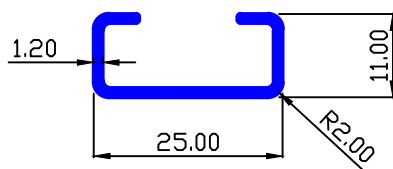
MAAN SEC.-89668

1.259 Kg/Mtr.



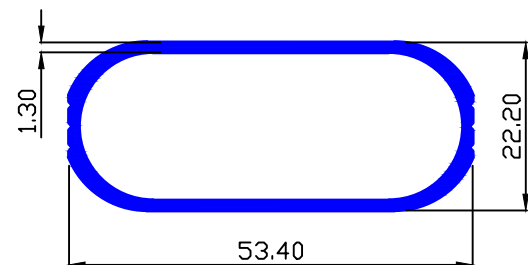
MAAN SEC.-89764

0.168 Kg/Mtr.



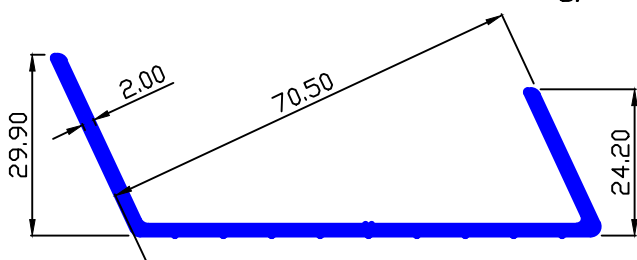
MAAN SEC.-90064

0.516 Kg/Mtr.



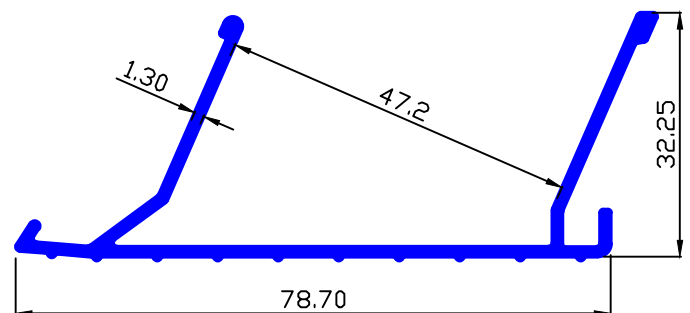
MAAN SEC.-90062

0.679 Kg/Mtr.



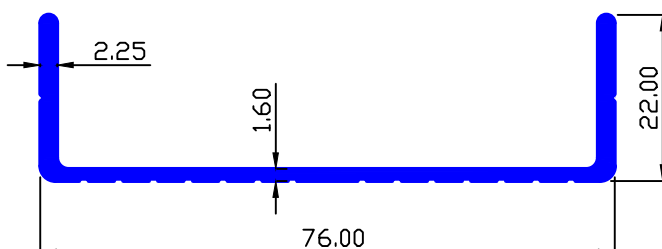
MAAN SEC.-90077

0.584 Kg/Mtr.



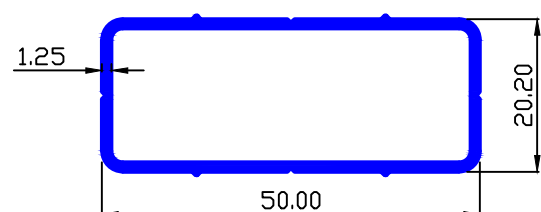
MAAN SEC.-90063

0.556 Kg/Mtr.



MAAN SEC.-90078

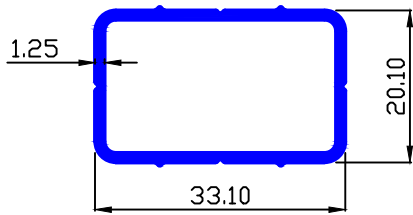
0.446 Kg/Mtr.



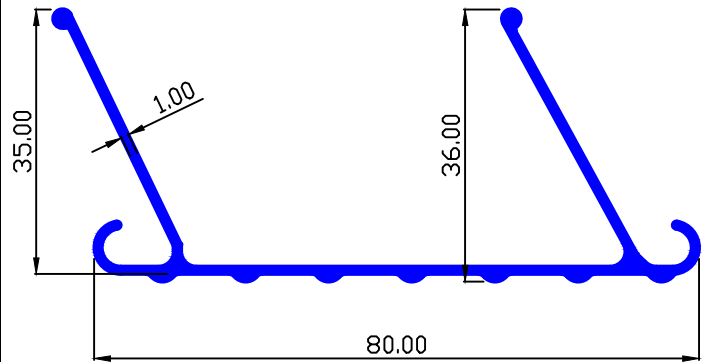


FOOT STEP LADDER

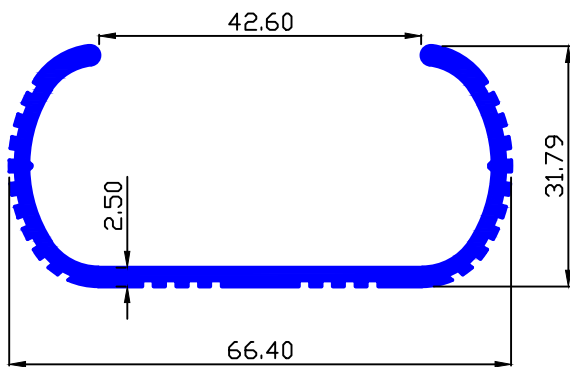
MAAN SEC.-90079 0.330 Kg/Mtr.



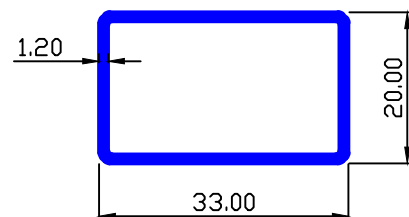
MAAN SEC.-90120 0.528 Kg/Mtr.



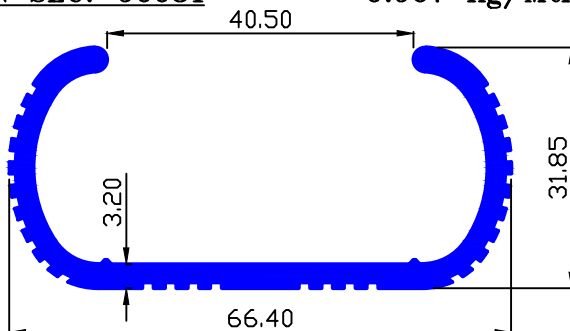
MAAN SEC.-90080 0.737 Kg/Mtr.



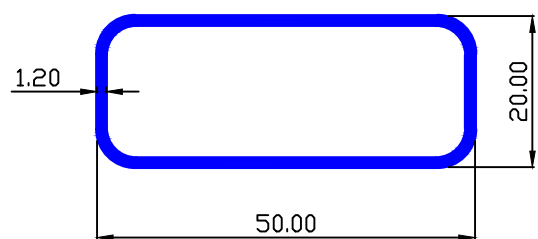
MAAN SEC.-90121 0.322 Kg/Mtr.



MAAN SEC.-90081 0.967 Kg/Mtr.



MAAN SEC.-90131 0.417 Kg/Mtr.



MAAN SEC.-90082

1.061 Kg/Mtr.

